



RESIDENCE 9



WINDOWS

THE WAY THEY'RE
MEANT TO BE

Residence 9 is a new window system designed to replicate the 19th Century Flush Sash Timber Window.

Residence 9 is a new window system designed to replicate the 19th Century Flush Sash Timber Window. It can be considered for use in Conservation Areas due to its authentic appearance. This authentic design is also appealing to any homeowner who wants a top end luxury window brand. It can accommodate 28mm double or 44mm triple glazing with market leading thermal and acoustic performance. It achieved one of the highest classifications on weather test due to its robust design. It is hand finished and made by craftsmen.

Residence 9 is manufactured from a modern composite material to give a virtually maintenance free finish. Only available in heritage colours, the "easy clean rebates" are also foiled in the same finish, which means that the high end, maintenance free appearance is maintained when the window is open. Residence 9 is truly a luxury, top end window system and can also be incorporated into Orangeries and Garden Rooms from the Eclectic Brand which is renowned for its Boutique Window Systems. Beautiful French and Residential Doors are also available.



WINDOWS
THE WAY THEY'RE
MEANT TO BE

R9



VILLAGE LIFE

Residence 9 is designed to replicate the Flush Sash designs found in cottage properties in our villages. It enables you to replace your window with an authentic design and in authentic colours, without losing the character appearance and feel of the period. Crucially, you can now achieve this in a virtually maintenance free composite material.



HANDLES

You can personalise your Residence 9 windows with a choice of handles. The Monkeytail and Peardrop designs were popular designs of the period. If your room is more contemporary you can also specify more modern finishes like Chrome, Brass or a Gorgeous Pewter Patina.




AUTHENTIC BUTT HINGE

With your Residence 9 window, you can specify traditional Butt Hinges to maintain original features. Modern windows often lack this character as the hinges are hidden. The authentic ironmongery is crucial to maintaining an authentic kerbside appearance.

WEATHERBAR

Old timber windows often had a raised moulding that ran horizontally across the transom. This bar looked distinctive and gave the window depth and character. Its function was to shed dripping water and to increase the strength. That's why we recreated the feature with Residence 9.





R



PERIOD LIVING

Many properties in our cities were built with sash windows at street level and flush casements in the upper floors and rear elevations. These windows were usually tall and grand. Residence 9 is designed for this application and can be manufactured in sizes and styles to replicate the originals. Your Residence 9 windows will have deep ornate detailing to the inside, flush sash to the outside and can be fitted with period hardware such as handles and peg stays. Georgian Bar latticework to the glass can be replicated using our bespoke sections.

BAYS AND CORNERPOSTS

Period houses often had bay windows. There were Grand Entrances to the front and Garden Rooms to the rear. You can authentically recreate these cornerposts and joints with your Residence 9 installation. If your house is from the 1930's, then we can recreate your period bay windows. Our detailing is authentic.



GEORGIAN BAR LATTICEWORK


Our bespoke sections are hand applied by Craftsmen to create the traditional Georgian Latticework found in Period Townhouses. The mouldings exactly replicate the deep decorative detailing inside and the chamfered putty line outside.



FLUSH SASH

In the 19th Century the window designs had a Flush Sash. This photograph shows the Residence 9 Flush Sash appearance from the outside. Note the traditional Butt Joints where the sections are joined. This can only be achieved with Craftsmen and not with automated machinery and this technology is unique to Residence 9!





R



THE TOWN HOUSE

Living in an Old Townhouse can sometimes be at odds with a modern family lifestyle. The windows are likely to be single glazed, drafty and need regular maintenance. Some windows might not open easily or at all. Improved security may be on your mind. Morning condensation is such a bore. New Residence 9 windows will help resolve these problems and will enhance your home without detriment to the period features that actually drew you to the property!



DEEP DECORATIVE DETAILING

The internal shape and depth is authentic and gives an elegant and distinctively deep appearance to the strong sections. Residence 9 has a 100mm frame depth (most modern windows are only 70mm).



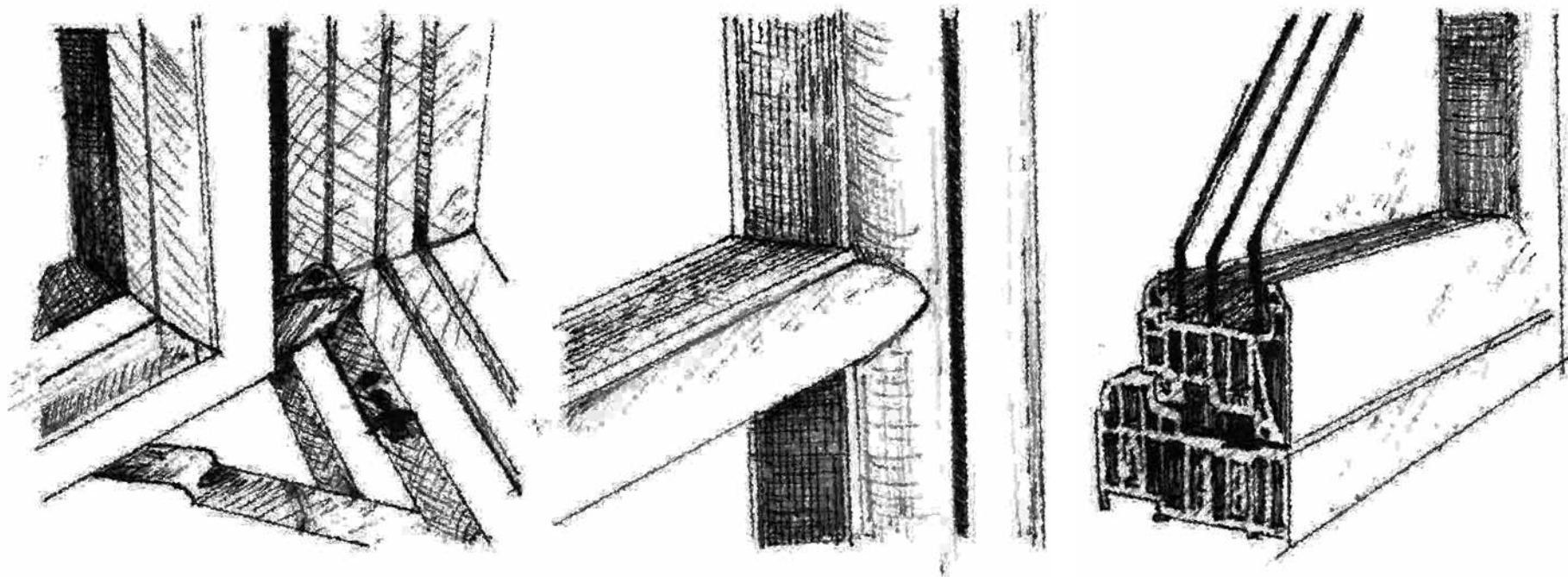
MATCHING REBATES

Residence 9 is designed with an "easy clean" rebate which is finished to match your window. The design avoids sharp corners and undercuts which attract dirt. When you open the window, it not only looks the same but it is easy to wipe down and clean.



NOISE & THERMAL INSULATION

Townhouses can now be upgraded to significantly reduce noise pollution. By specifying triple glazing for use with our 9 chambered frame design you can achieve market leading performance for sound and thermal insulation.



R9



QUINTESSENTIALLY BRITISH

Whether you live in a cottage in a village, townhouse or period property, we know your Residence 9 windows will look great because we copied historical design guidelines and considered Article 4 Conservation Area guidelines. They will fit right in, you'll immediately notice the benefits while retaining the character. And they won't need painting.





GEORGIAN BAR OR GLAZING BAR

A slim bar or rigid supporting strip between adjacent panes of glass* with a decorative moulding on the inner face, that forms a grid-like framework.

The Residence 9 window design has beautiful slim sections typical of the 18th Century, when glazing bars became slimmer as glass technology improved.

Flush Sash Casement windows existed predominantly in small, rural dwellings and in the late-eighteenth and early-nineteenth century vogue for cottage orne'(small ornamental cottages designed specifically to look romantically quaint) prevailed. The cottage windows had crown glass and timber glazing bars. Your Residence 9 will have the advantage of incorporating energy efficient double glazed units with efficient double or even triple glazed units.



In the mid-eighteenth-Century windows began to standardise, the usual Georgian arrangement being a 'six-over-six'. Small provincial houses often experimented with pattern. Three-oversixes and eight-over-eights were popular. With the Residence 9 sections you can identically recreate the original pattern to preserve your home's character.



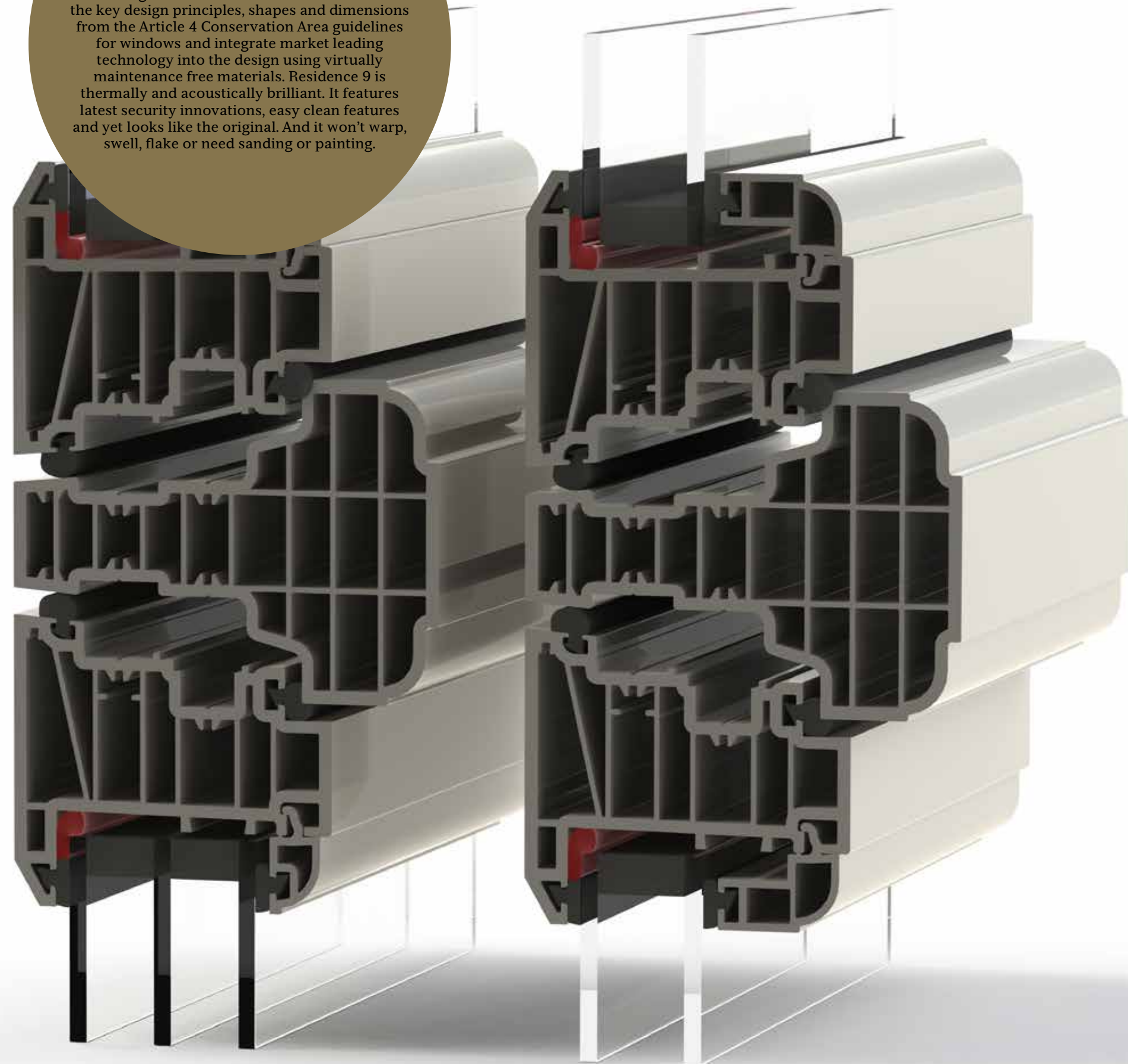
In the early years of the 'Regency' era (nineteenth Century), people experimented with the patterns of glazing bars and with glass colour. You can recreate coloured glass and so the narrow 'margin lights' that were often filled with green, yellow and red glass can be replicated. In the 1930's and into the 1950's, period properties often had coloured glass in the top sashes or ornamental lead-work. Whatever the period, Residence 9 can accommodate your glass patterns.

In order to meet modern building regulations and because we are not constrained by glass technology of the period, Residence 9 is made from larger pieces of glass where glazing bars are clad to the glass rather than making individual glass units. There are performance benefits in doing this and because we run the spacer bar between the glass unit, it appears to be made from individual units.



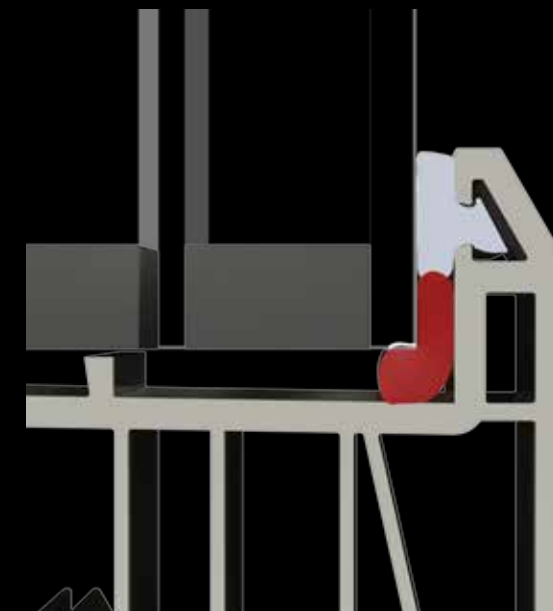
TECHNOLOGY

The design brief for residence 9 was to extract the key design principles, shapes and dimensions from the Article 4 Conservation Area guidelines for windows and integrate market leading technology into the design using virtually maintenance free materials. Residence 9 is thermally and acoustically brilliant. It features latest security innovations, easy clean features and yet looks like the original. And it won't warp, swell, flake or need sanding or painting.




9 CHAMBER DESIGN

We reversed engineered the frame design to meet current and future standards. Normal window frames have 3, 5 or sometimes 6 chambers and are usually 70mm or up to 82mm wide. Residence 9 has 9 chambers and is 100mm. So you can see how Residence 9 achieves market leading performance. Quite simply, when it comes to windows, bigger is stronger and performs better.



GLASS BONDING

The mechanically jointed sashes on Residence 9 are "glass bonded" (shown red). The best windows in Europe are glass bonded and many of the World's most famous modern Skyscrapers utilise glass bonding technology. With the glass bonded to the sash and with the bead on the inside, it makes removal of the glass by a burglar very difficult. Glass bonding also strengthens the sash so it can resist racking forces which notoriously lead to the sash being difficult to open and close.



LOCK AND HINGE RETENTION

Residence 9 is made to CEN A wall thicknesses. This is the thickest classification in Europe. Together with localised design details and further high screw retention reinforcements, we are able to hold the best locks and hinges firmly into position. The weight of triple glazing is significant and we have reverse engineered our design to accommodate it. Residence 9 features geometry to accommodate the larger hinges that are stronger and can take more weight.



HAND FINISHED DETAILING

19th Century timber windows were hand crafted. In order to replicate the features of this window style, Residence 9 combines the repeatability of modern machining processes with the eye of a craftsman. The joints are hand finished and undeniably authentic. You'll also love our beautiful handles...

HAND FINISHED BY CRAFTSMEN

Every Residence 9 window is made bespoke to your requirements. You can customise everything including the style, colour and hardware. Every window is different. A skilled craftsman will manufacture your window, to your sizes and specification. The Residence 9 mechanical joints require finesse and attention and can only be executed with hand finishing by individuals who are masters of their trade. Only by replacing mass production machinery with craftsmen can you achieve the traditional jointing features which stand Residence 9 apart from the modern mitred alternatives.



HANDLES AND PEG STAYS

You can choose from a range of period handles for your new windows. Period Monkeytail designs are popular and can be specified in black, chrome, brass and satin finishes. Classic Peardrop designs are also available. Working peg stays work well with the traditional black butt hinges. You choose!



TRADITIONAL JOINTING

Timber Windows were joined in a certain way. Residence 9 authentically replicates these joints. Modern aluminium and PVC windows are almost always joined diagonally. This diagonal joint wasn't traditional. So Residence 9 combines the traditional appearance but in a maintenance free material.



UNDENIABLY
AUTHENTIC

17th Century windows were oak and left unpainted. 19th Century windows however were always painted. Staining was not a traditional finish. Residence 9 is available in a choice of oak finishes and traditional paint colours. Our “grained white” is really popular but if it is too crisp, try our “Clotted Cream” or unique “Cotswold Biscuit” finish. Our latest additions of Painswick and Corse Lawn are absolutely stunning.



THE GRADUATE COLLECTION



The print process may not give a 100% accurate colour representation of the actual finish. Furthermore, the finishes have different textured grains. For this reason it is recommended to visit a Residence 9 showroom to see actual swatches of the finishes available.



MIXED COLOURS/DUAL FINISHES

Colours can be mixed for example you could have “Cotswold Biscuit” on the outside but an “English Oak” finish to the inside, if it matched you kitchen décor for example. Experiment... if your windows are green but that doesn't match your bedroom décor, then go for green outside, white inside! Or black frames and white sashes for that Tudor cottage style?

		INSIDE COLOUR								
OUTSIDE COLOUR		Grained White	Cotswold Biscuit	Clotted Cream	Cotswold Green	Painswick	English Oak	Irish Oak	Silvered Oak	Eclectic Grey
	Grained White									
	Cotswold Biscuit									
	Clotted Cream									
	Cotswold Green									
	Painswick									
	English Oak									
	Irish Oak									
	Silvered Oak									
	Eclectic Grey									
	No 10 Black									
	Corse Lawn									

The print process may not give a 100% accurate colour representation of the actual finish. Furthermore, the finishes have different textures grains. For this reason it is recommended to visit a Residence 9 showroom to see actual swatches of the finishes available.



WINDOWS

THE WAY THEY'RE MEANT TO BE

Traditional mechanical joints – not welded mitre joints (*traditional looks*)

Flush Sash (*traditional looks*)

Traditional sightlines (*kerbside appeal*)

Butt hinges and traditional hardware (*kerbside appeal, authentic looks*)

Foiled easy clean rebates (*easy maintenance, good looks*)

Internally beaded and glass bonded (*security*)

Superior wall thicknesses (*stronger*)

100mm frame (*neater installation and stronger than smaller frames*)

9 chambers (*thermally and acoustically brilliant*)

Cornerposts and bays (*kerbside appeal, authentic detailing, matching porches, bays and garden rooms*)

Virtually maintenance free (*no more sanding and painting*)

Hand made in UK (*automated assembly lines cannot finish like a craftsman*)

Designed by Eclectic Systems, the specialist boutique system house for traditional windows



RESIDENCE 9